

12-11-2022

GE15 Peninsular Tracking Survey



Methodology

- 1040 voters aged 18 and above were interviewed via telephone
- The survey respondents in all states across Peninsular Malaysia
- Voters were selected through random stratified sampling method along the lines of ethnicity, gender, age and parliament constituencies.
- Respondents were interviewed in their own language of preferences
- Survey margin of error estimated at $\pm 3.04\%$ on a three days – moving average
- The survey was conducted on 3rd – 11th November 2022

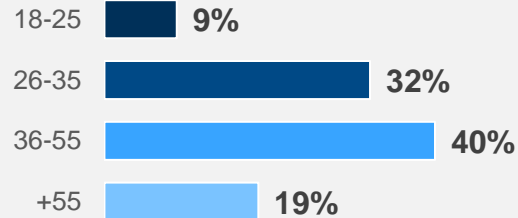
November 2022 (Respondents Achieved Daily & Cumulative)						
Sun	Mon	Tue	Wed	Thu	Fri	Sat
				3 – First day N = 352	4 n-daily = 364 N = 716	5 n-daily = 349 N = 1065
6 n-daily = 349 N = 1062	7 n-daily = 345 N = 1043	8 n-daily = 373 N = 1067	9 n-daily = 339 N = 1057	10 n-daily = 283 N = 995	11 n-daily = 418 N = 1040	12
13	14	15	16	17	18 – Final day	19 Election Day

50%
Male



50%
Female

Age Group

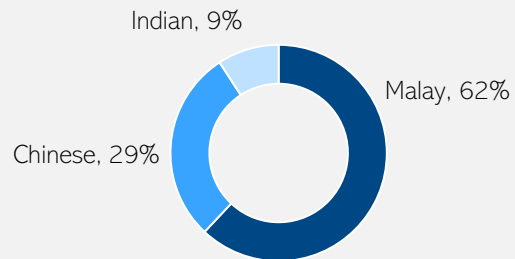


65%
Urban

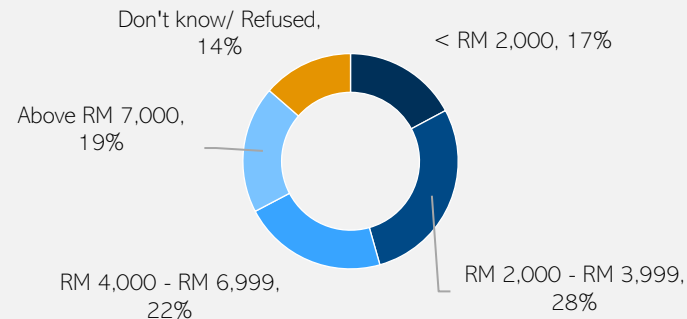


35%
Semi-Rural/
Rural

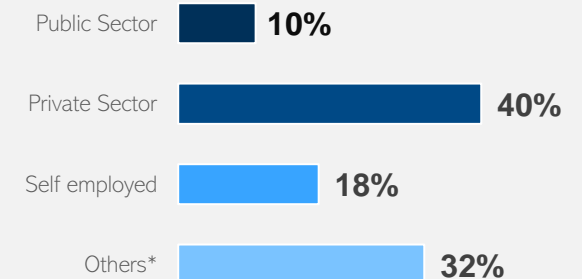
Ethnicity



Household Income



Employment Status



* Retired, lost ability to work, homemaker and still studying (students)

Key Findings as at 12th Nov 2022 (data as at 2200 11/22/2022)

Party Campaign Activities

- PH lead in overall campaign remains, results show they have reach 27% of the electorate by 2200 on Nov 11th. BN too has reached same level. PN saw campaign reach upsurge on Nov 10, taking advantage of holiday in some states.
- Other indicators as before – PH leading in online content, BN lead in events and public meets.

Turnout

- Turnout intention is stable at about 75% overall, unchanged from previous day. Minor fluctuations among Indians.
- High non Malay turnout favorable to PH, high Malay turnout favorable to PN

Issues

- Differing points of view of Khairy Jamaluddin's candidacy in Sg Buloh and his video speech in attempt to distance himself from UMNO president continues to affect BN
- PAS leaders' statements on parliament attendance, women candidates, asset declaration may have affected PN numbers. Additionally, PAS campaigner statement that voting for others makes Muslims bound for hell went viral as well.

Voting intention

- PN holding on Malays dipped a little perhaps due to PAS statement. BN Malay numbers continue to drop. PH Malay standings improve.
- PH: 76 PN: 40, BN: 16, Other: 1 and Too-close-to call: 32

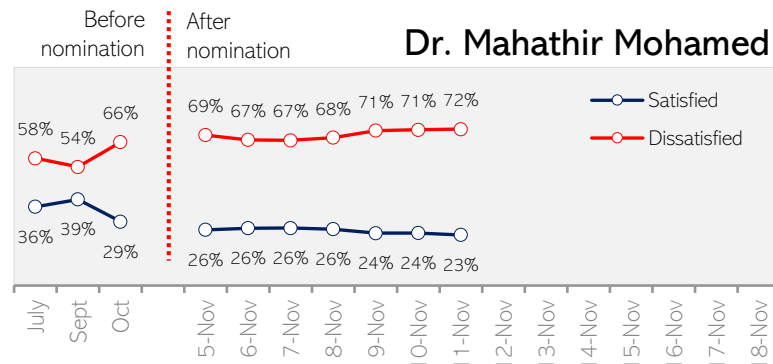
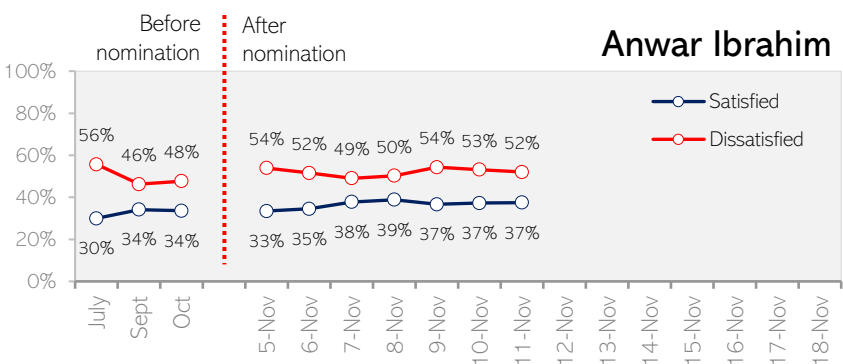
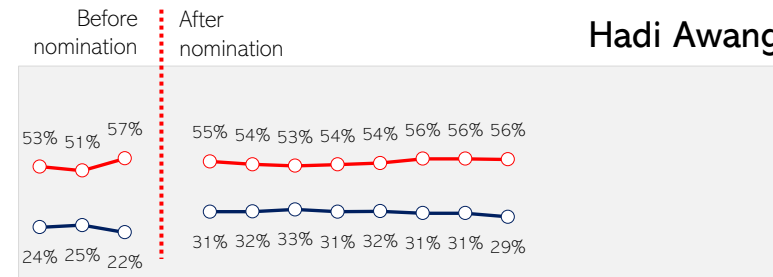
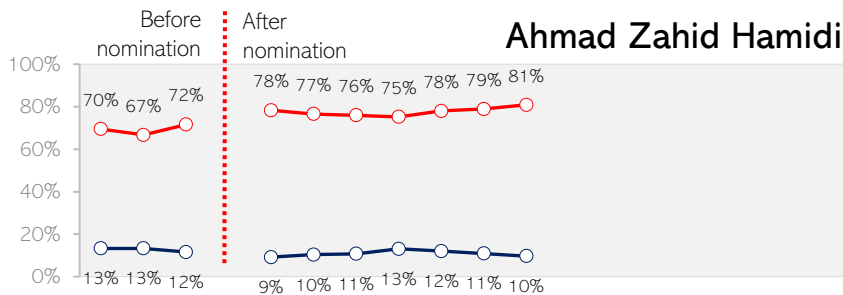
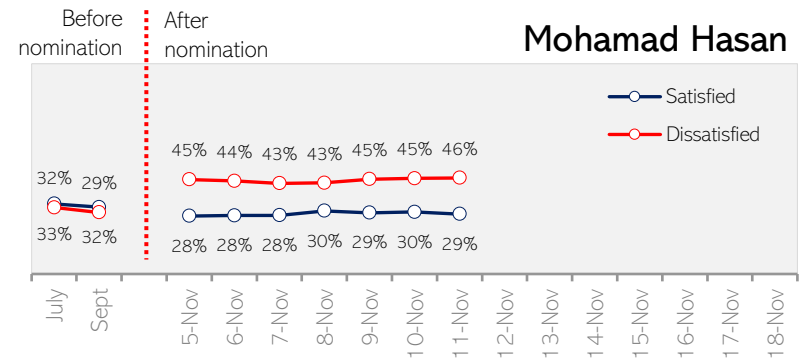
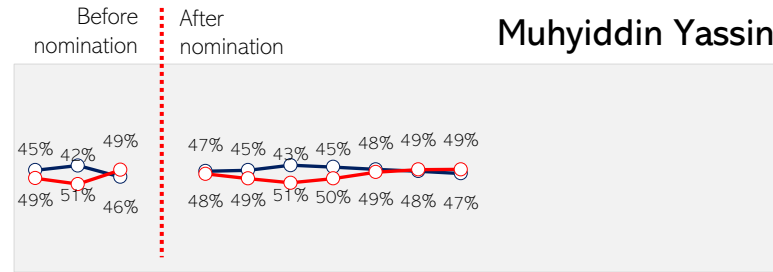
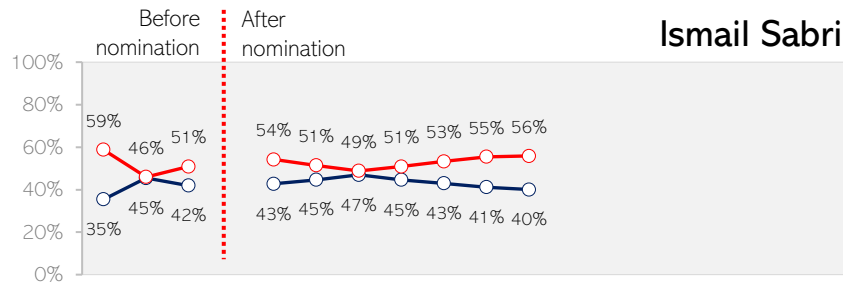
Sentiments & Ratings

GE15 National Tracking Survey

As at 12th November 2022

Approval Rating Leaders [Moving Average, Overall]

PRIVATE AND CONFIDENTIAL

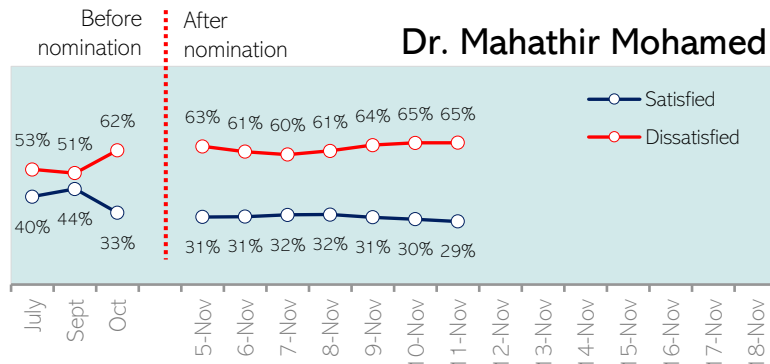
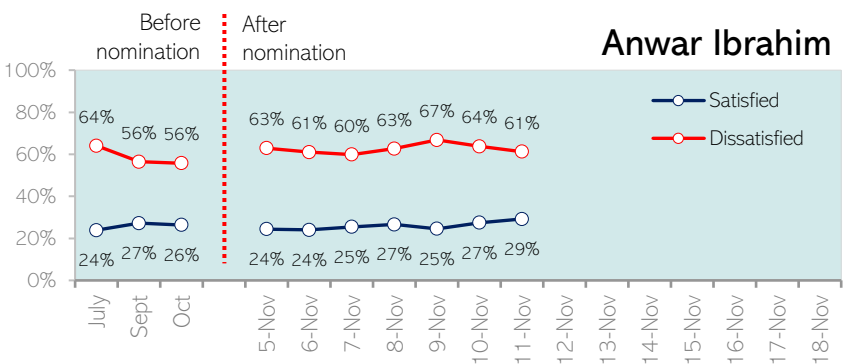
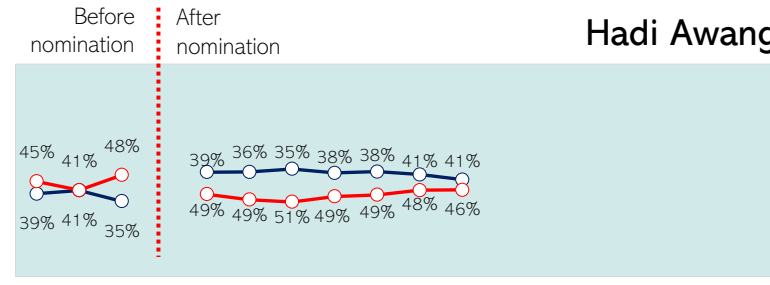
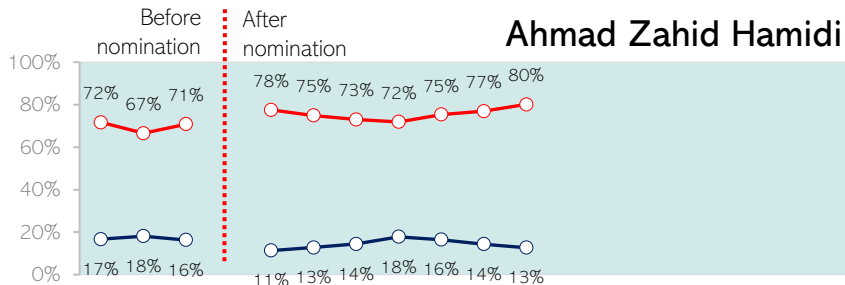
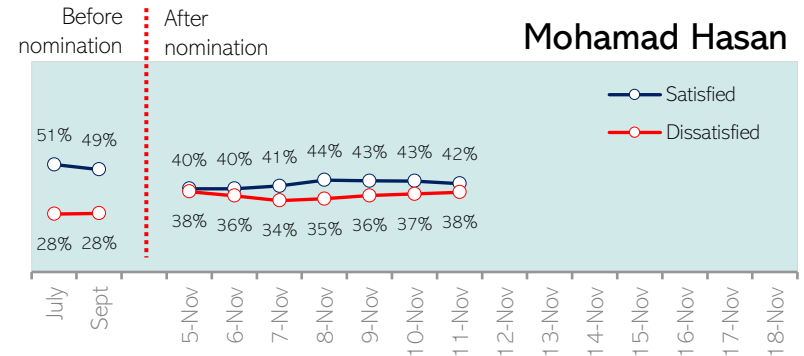
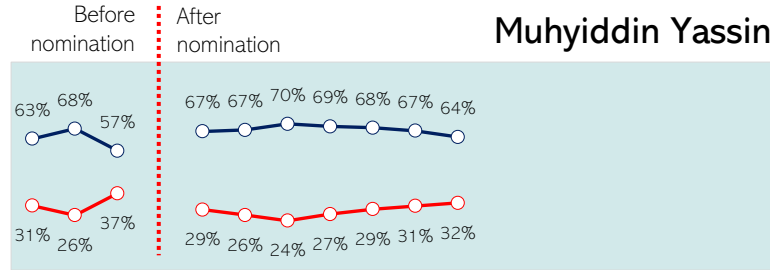
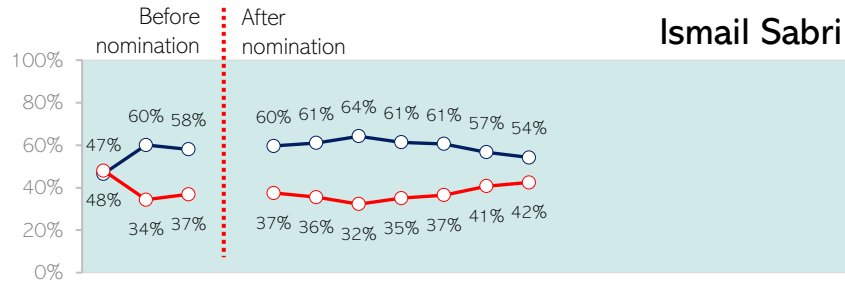


Nearly one week after nominations, most ratings are overall, stable but perceptible decline for Zahid and Ismail. Hadi's ratings decline slightly after statements on asset declaration, parliament attendance and other leaders' statements on women candidates.

Q: How satisfied or dissatisfied are you with the performance of ...?

Leaders' Approval Rating [Moving Average, Malay]

PRIVATE AND CONFIDENTIAL



Perceptible decline for Ismail, Zahid.

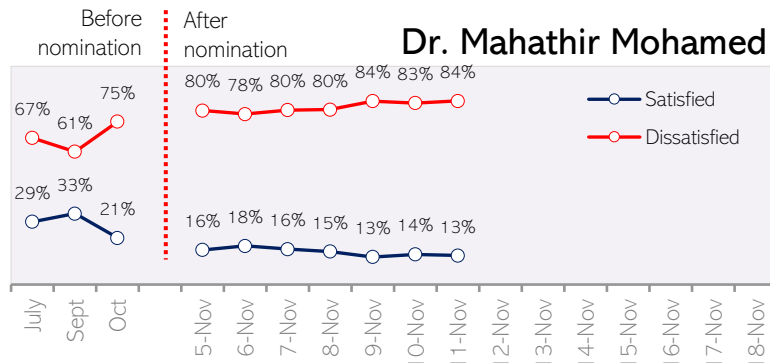
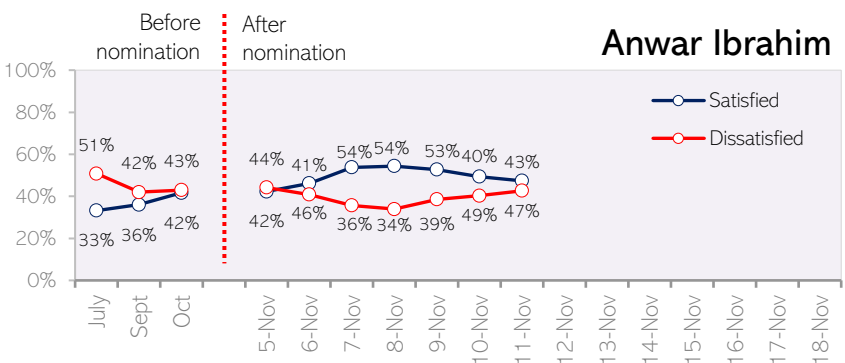
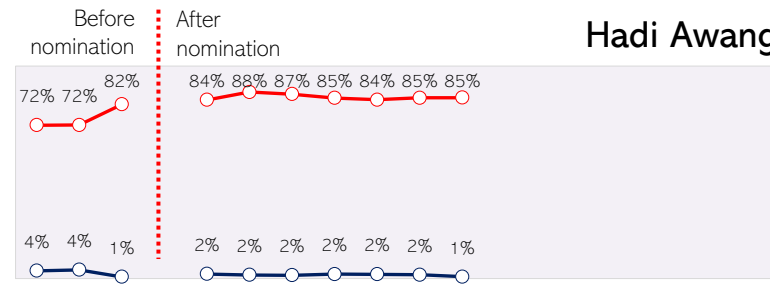
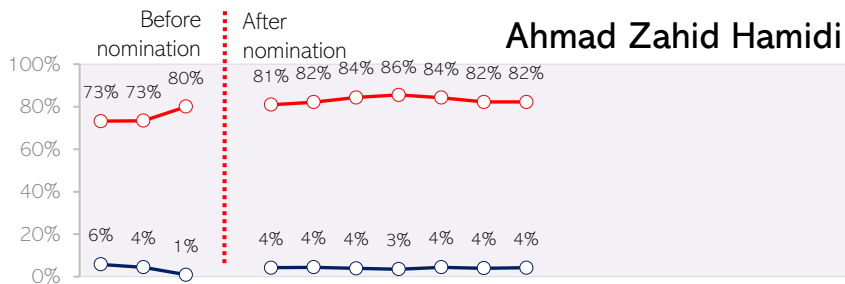
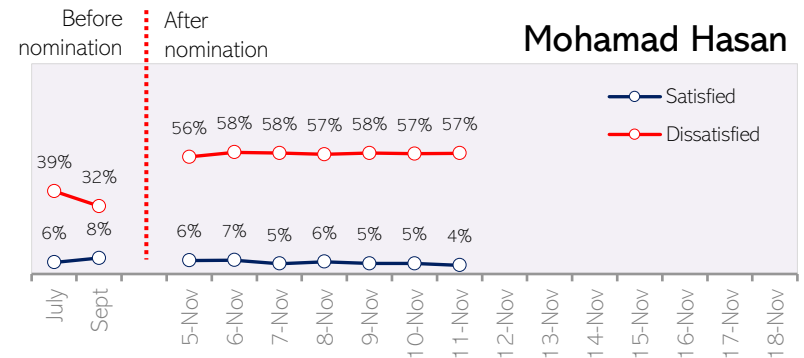
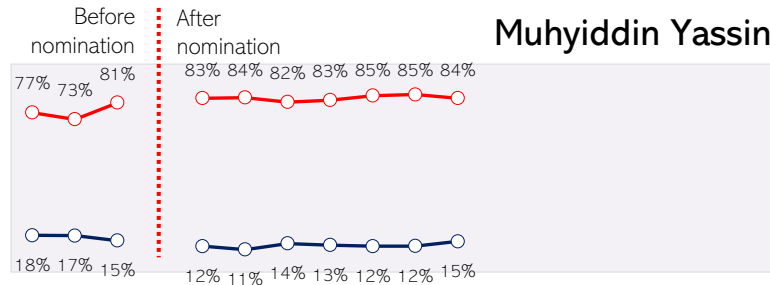
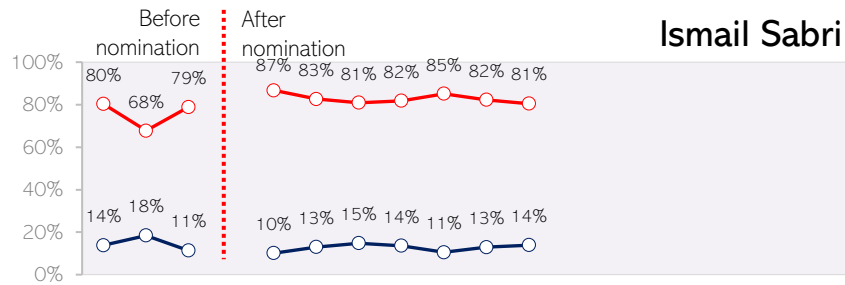
Anwar is improving.

Momentum slowing for Muhyidin.

Q: How satisfied or dissatisfied are you with the performance of ...?

Approval Rating Leaders [Moving Average, Chinese]

PRIVATE AND CONFIDENTIAL

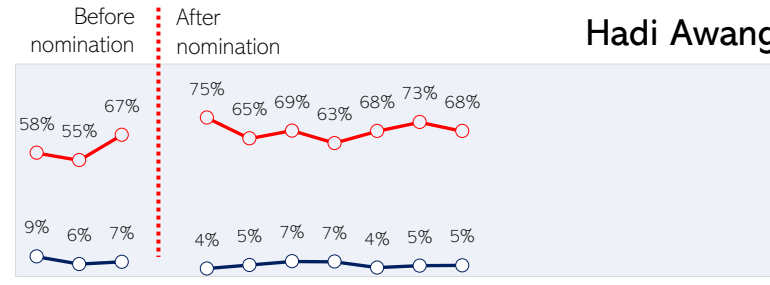
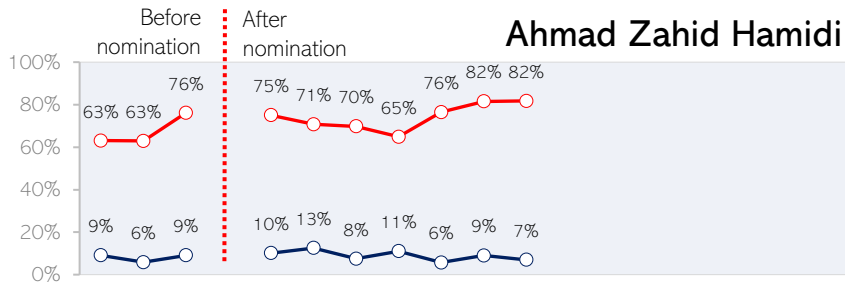
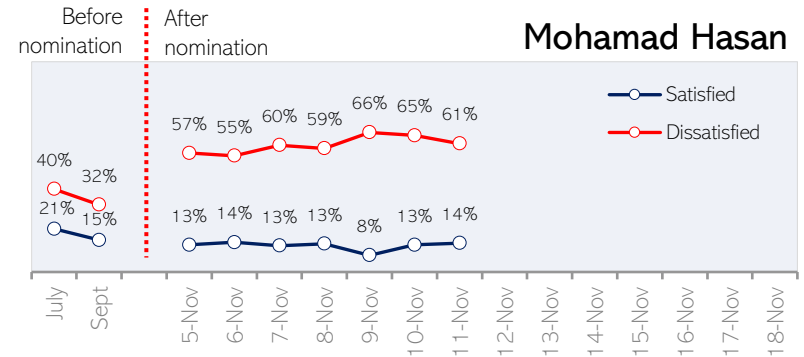
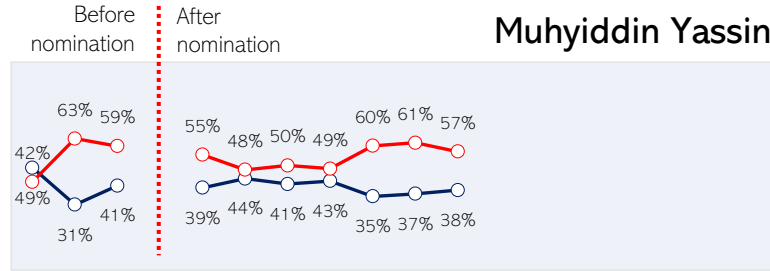
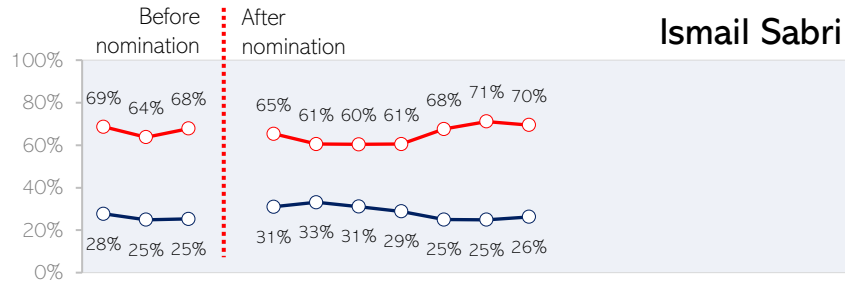


Trends consistent with pre-election data. Anwar's momentum slowing slight but offset by rising intention to turnout.

Q: How satisfied or dissatisfied are you with the performance of ...?

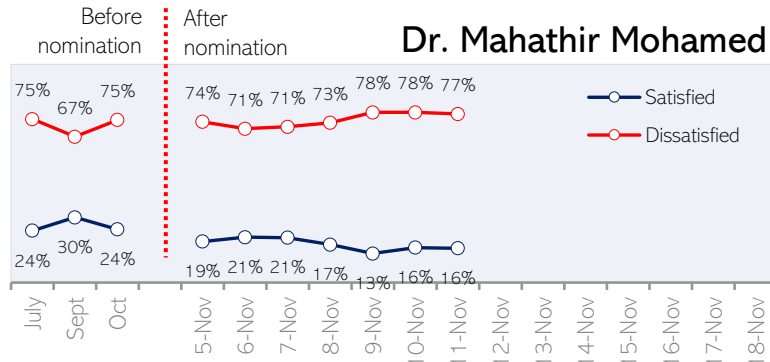
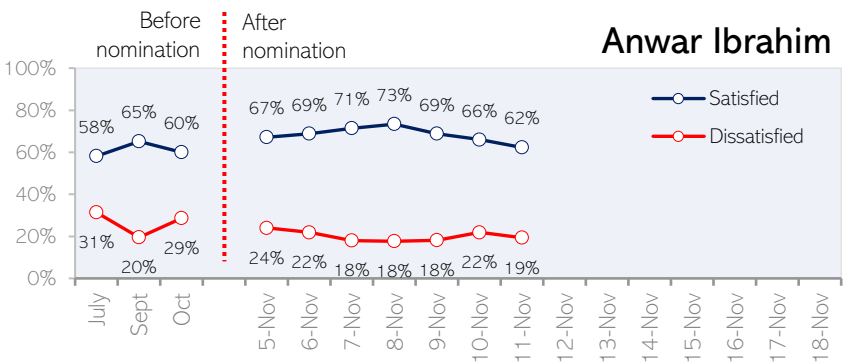
Approval Rating Leaders [Moving Average, Indian]

PRIVATE AND CONFIDENTIAL



Anwar's trendline sagging after Tuesday.

Others unchanged



Q: How satisfied or dissatisfied are you with the performance of ...?

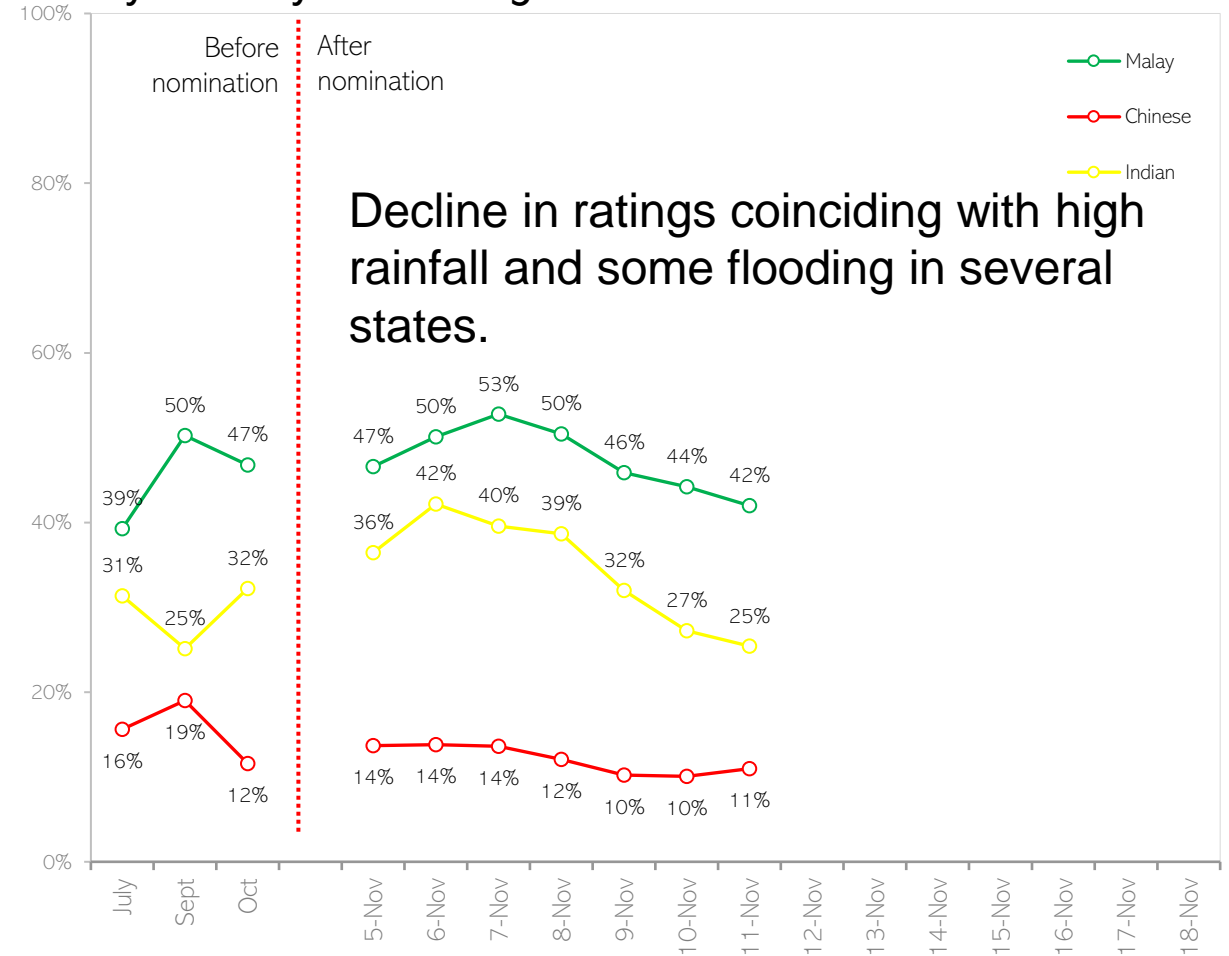
Government Approval [Moving Average, Overall and By Ethnicity]

PRIVATE AND CONFIDENTIAL

Overall



By ethnicity - Percentage "Satisfied"

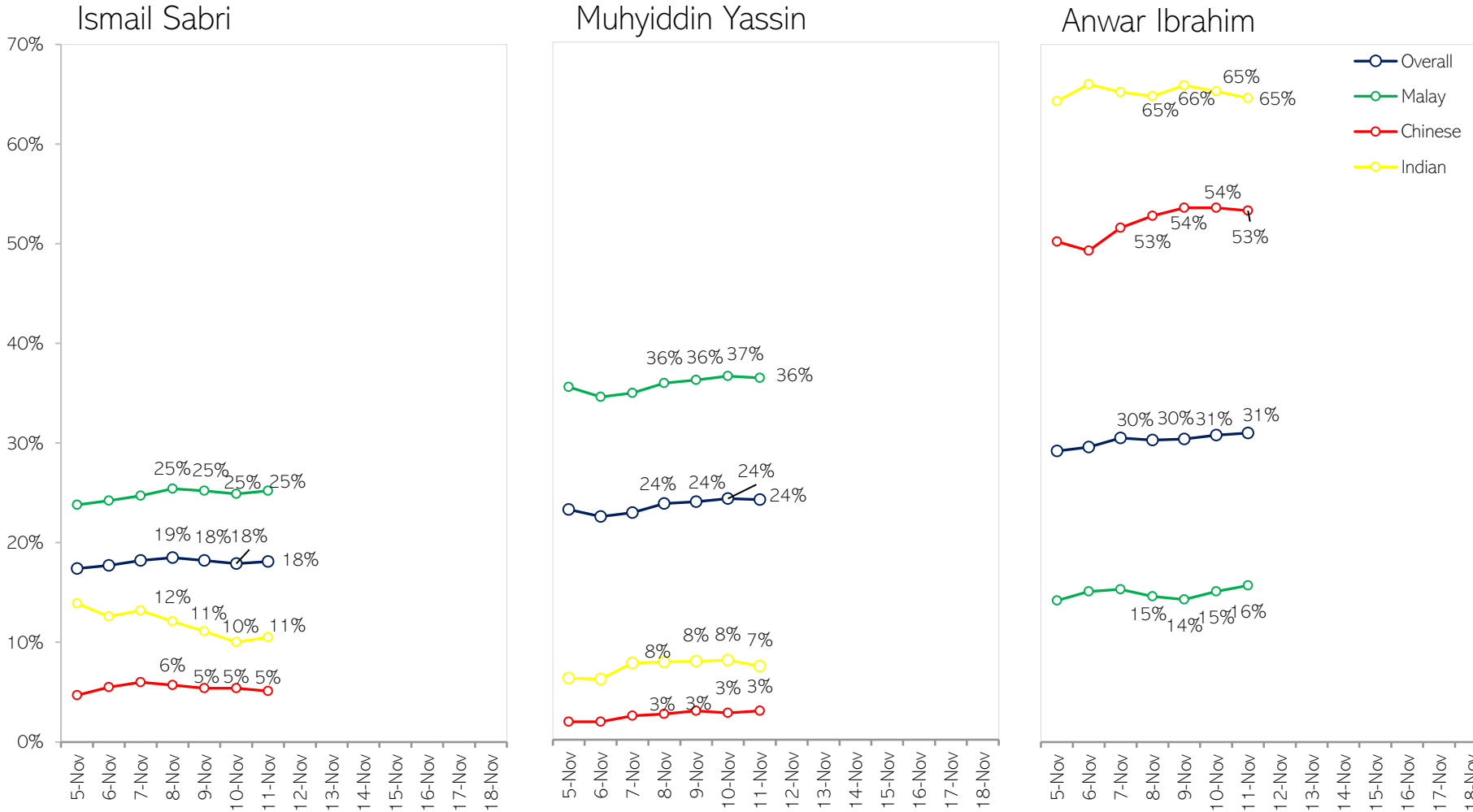


Decline in ratings coinciding with high rainfall and some flooding in several states.

Q: How satisfied or dissatisfied are you with the overall performance of the federal government nowadays?

Preferred PM Candidate [Cumulative, Internal, Overall and By Candidate]

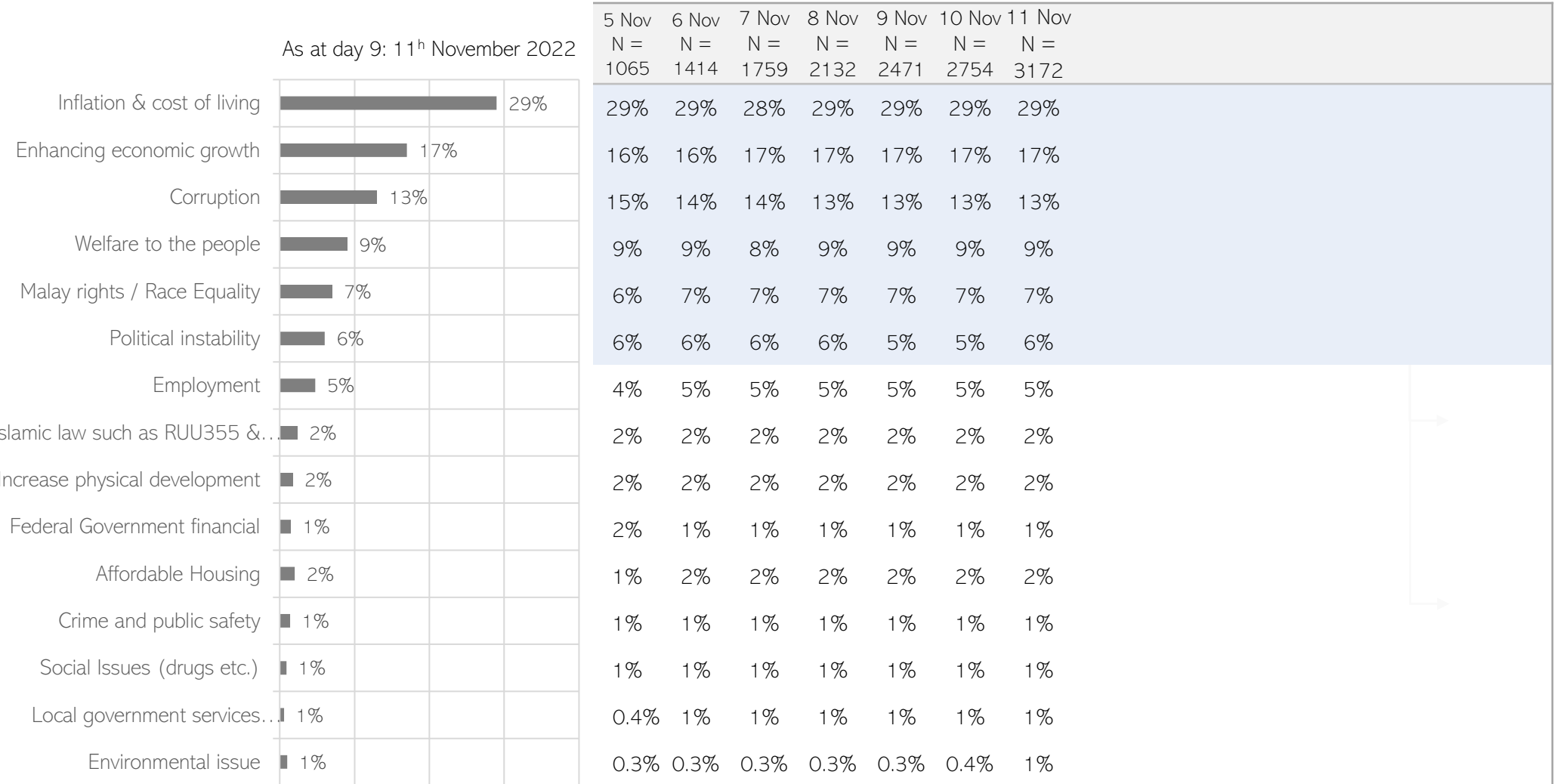
PRIVATE AND CONFIDENTIAL



Q: In your opinion, who do you think is most eligible leader to become the next prime minister?

Issues of Top Concern [Cumulative, Overall]

PRIVATE AND CONFIDENTIAL



Q: Among the following issues, what are the two (2) most important issues you would like to be discussed by candidates or parties contesting in the next election?

Voter Turnout & Inclination Projections

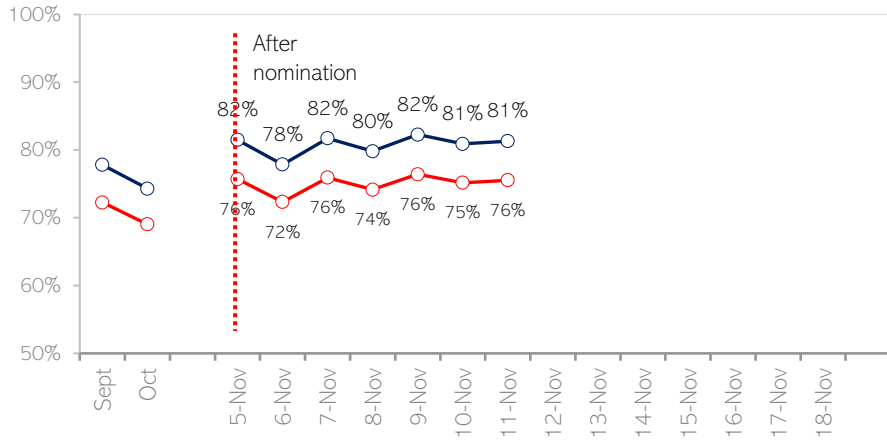
GE15 National Tracking Survey
As at 12th November 2022

Turnout

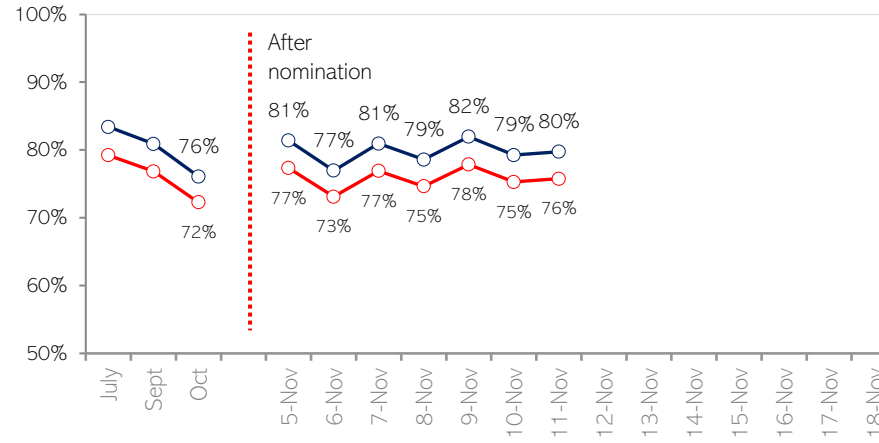
[Moving Average, Overall and By Ethnicity]

PRIVATE AND CONFIDENTIAL

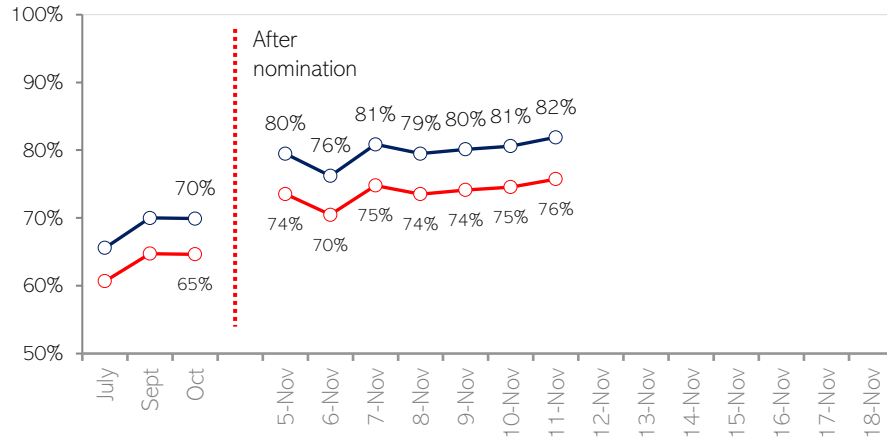
Overall



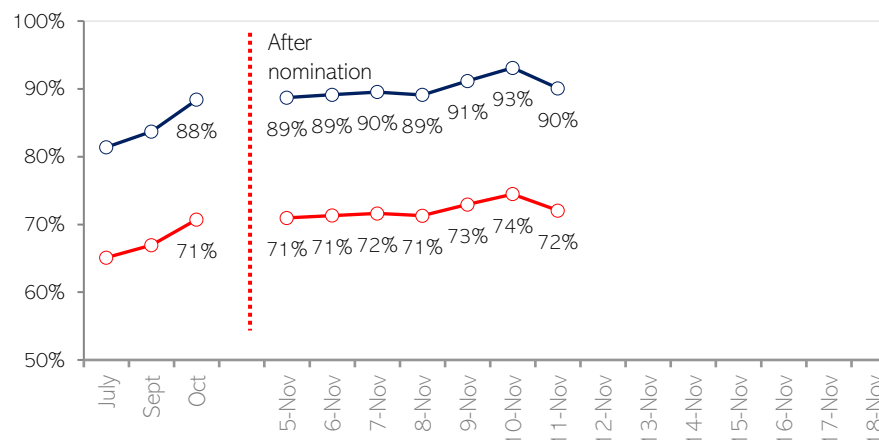
Malay



Chinese



Indian



Overall turnout intention modified to reflect experience.

Overall turnout intent stable among Malays. Rising among Chinese and stabilizing among Indians.

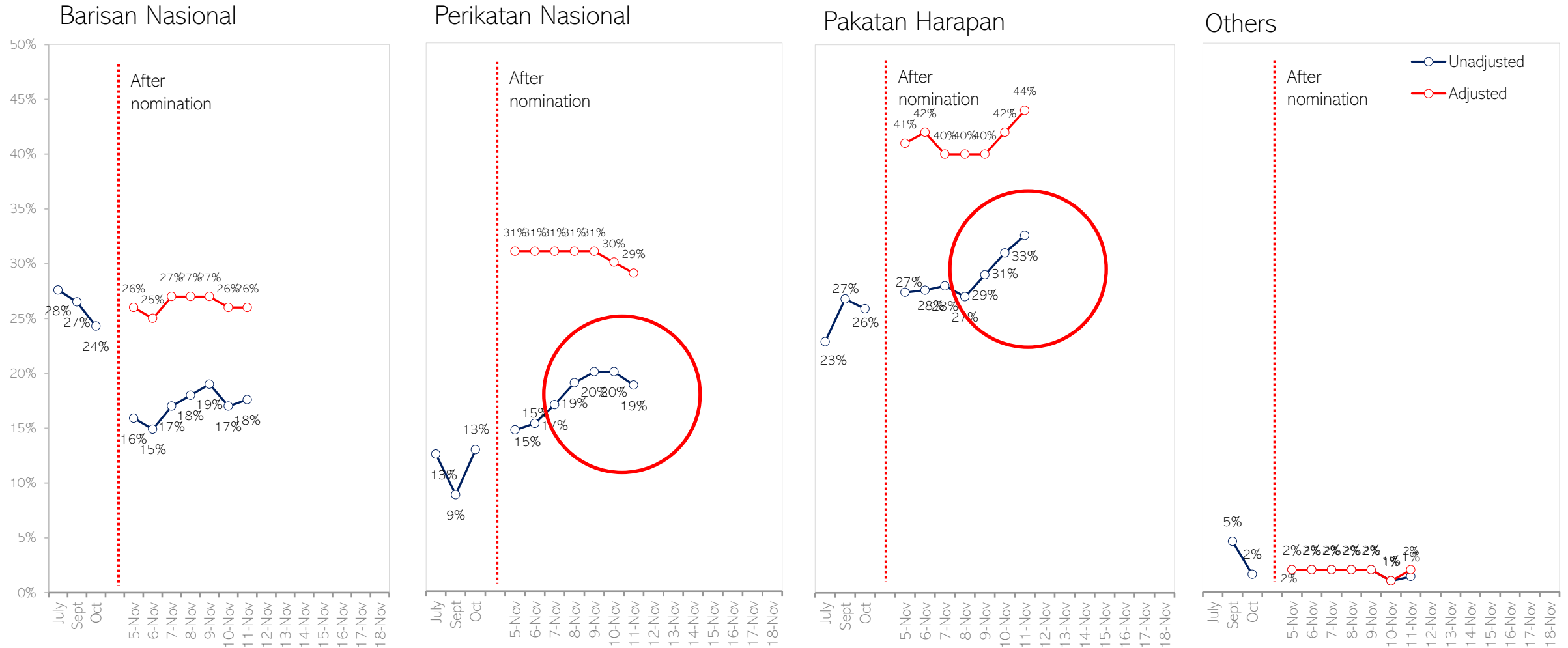
High turnout will be adverse for BN

** Percentage at range 10

Q: The polling day for the 15th General Election is fixed on November 19, 2022 which is Saturday. Between score 0 to 10 where 0 very unlikely to vote and 10 very likely to vote, how likely are you going to vote in the next general election?

Party Preference: Unadjusted vs Adjusted

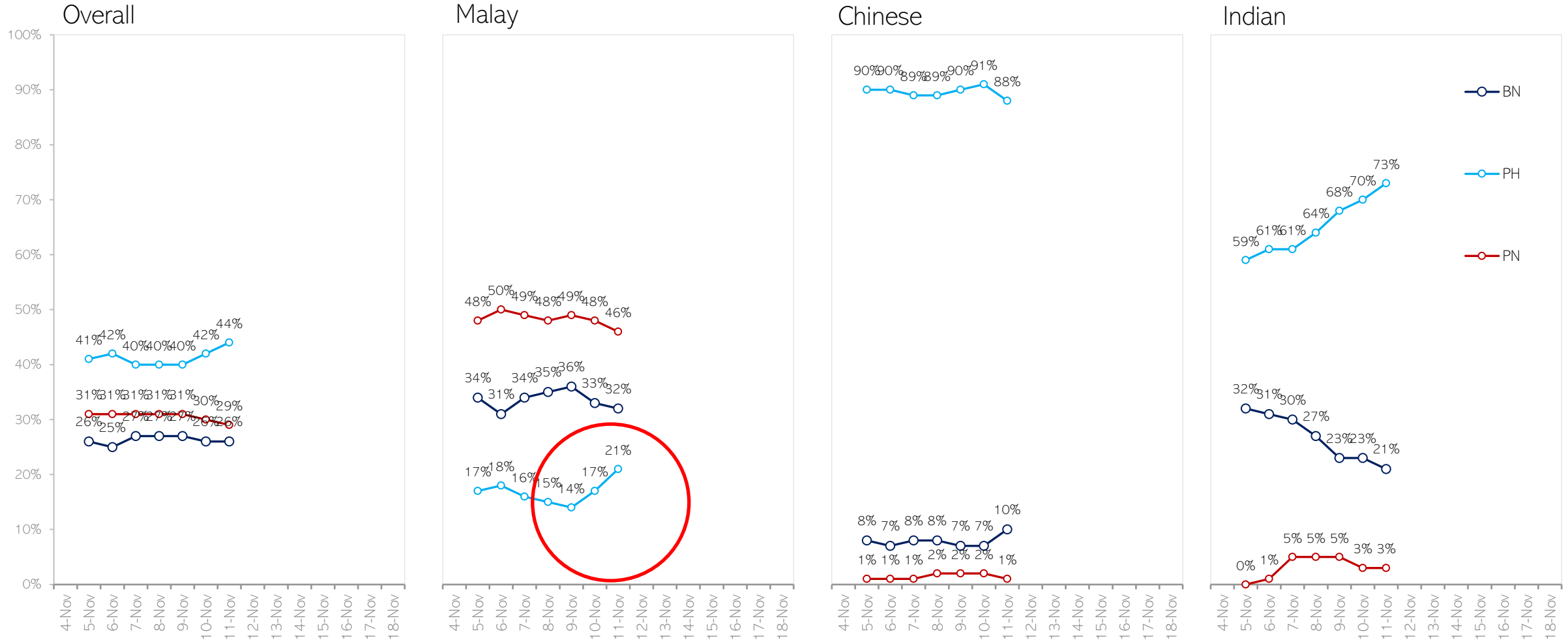
PRIVATE AND CONFIDENTIAL



Q: Between Barisan Nasional (UMNO/MCA/MIC), Perikatan Nasional (BERSATU/PAS/GERAKAN), Pakatan Harapan (PKR/DAP/AMANAH), Gerakan Tanah Air (coalition party led by Dr. Mahathir Mohamad), BEBAS and others party, which party do you prefer to represent you?

Q26 Party Preference: Adjusted [Moving Average]

PRIVATE AND CONFIDENTIAL



Q: Between Barisan Nasional (UMNO/MCA/MIC), Perikatan Nasional (BERSATU/PAS/GERAKAN), Pakatan Harapan (PKR/DAP/AMANAH), Gerakan Tanah Air (coalition party led by Dr. Mahathir Mohamad), BEBAS and others party, which party do you prefer to represent you?

West Malaysia Electoral Seat Projections

GE15 National Tracking Survey
As at 12th November 2022

PRIVATE AND CONFIDENTIAL

Party Support by Ethnicity

Before and after allocation of undisclosed voters

Data as at 11th November 2022

Support in survey

	Malay 62.0%	Chinese 28.8%	Indian 9.2%	Popular Votes
Turnout	75.8%	75.4%	73.2%	75.3%
Perikatan Nasional	29.9%	0.3%	2.1%	18.9%
Barisan Nasional	23.7%	6.3%	12.6%	18.8%
Pakatan Harapan	16.3%	59.3%	60.0%	32.2%
Other	1.1%	1.9%	2.1%	1.5%
Undisclosed	29.0%	32.2%	23.2%	28.6%

After allocation of undisclosed voters





	Malay 62.0%	Chinese 28.8%	Indian 9.2%	Popular Votes
Perikatan Nasional	45.9%	1.1%	2.7%	28.8%
Barisan Nasional	32.4%	9.5%	21.3%	25.8%
Pakatan Harapan	20.7%	87.5%	73.3%	43.9%
Other	1.1%	1.9%	2.7%	1.5%




Allocation of undisclosed respondents

	MALAY	CHINESE	INDIAN
PN	55.0%	2.5%	2.5%
BN	30.0%	10.0%	37.5%
PH	15.0%	87.5%	57.5%
OTHER	0.0%	0.0%	2.5%

NUMBER OF MARGINAL SEAT (PENINSULAR: 165 seats)




Data as at 11th November 2022

			SAFE	MARGINAL	TOTAL
1	PAKATAN HARAPAN		69	7	76
2	BARISAN NASIONAL		8	8	16
3	PERIKATAN NASIONAL		31	9	40
4	GTA/PEJUANG			1	1
5	TOO CLOSE				32

 safe > 10%
 marginal 5-10%
 too close < 5%

ESTIMATION BY COMPONENT PARTIES (PENINSULAR)






Data as at 11th November 2022

Party Coalition	Party	Seat Contest	Seat Won	TOTAL
	UMNO	107	24	26
	MCA	44	1	
	MIC & OTHER	14	1	
	PKR	74	41	91
	DAP	40	34	
	AMANAH	46	14	
	MUDA	5	2	
	BERSATU	83	14	47
	PAS	62	33	
	GERAKAN	20	-	
OTHER	GTA(PEJUANG)	109	1	1
	WARISAN	26	-	
	PBM	7	-	

FINAL ESTIMATION (with Sabah and Sarawak)

INTERNAL

Data as at 11th November 2022

						OTHER
TOTAL	99 (90)	32 (34)	48 (55)	26	8	9
PENINSULAR	91 (82)	26 (28)	47 (54)	-	-	1
SABAH*	4	6	1	-	8	7
SARAWAK*	4	-	-	26	-	1

- Estimation in Sabah and Sarawak is based on prior surveys and simulation of state election data.
- Number in bracket is the estimated seats won at last day prediction.

West Malaysia Seat Projections by Party

GE15 National Tracking Survey
As at 12th November 2022

Reported Campaign Activity

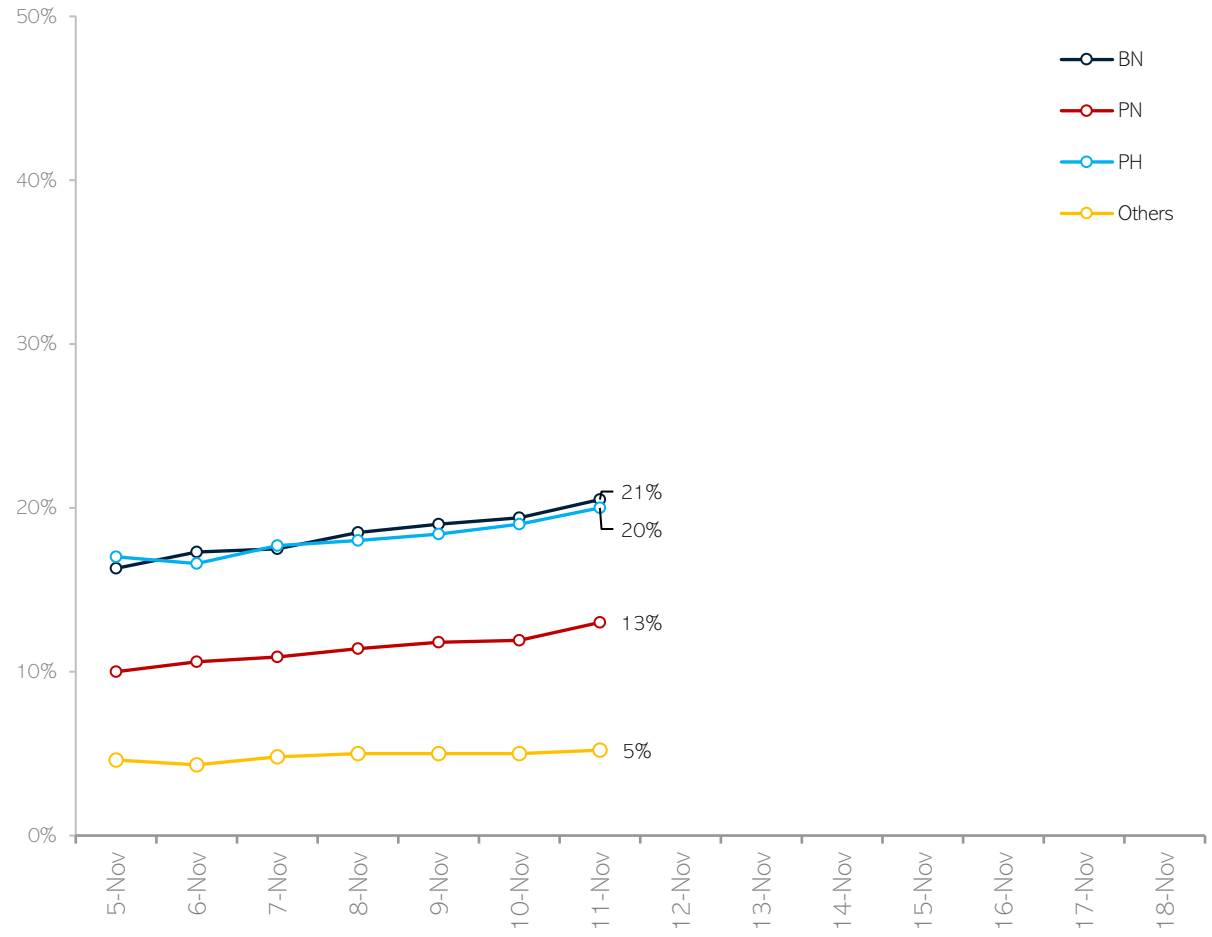
GE15 National Tracking Survey

As at 12th November 2022

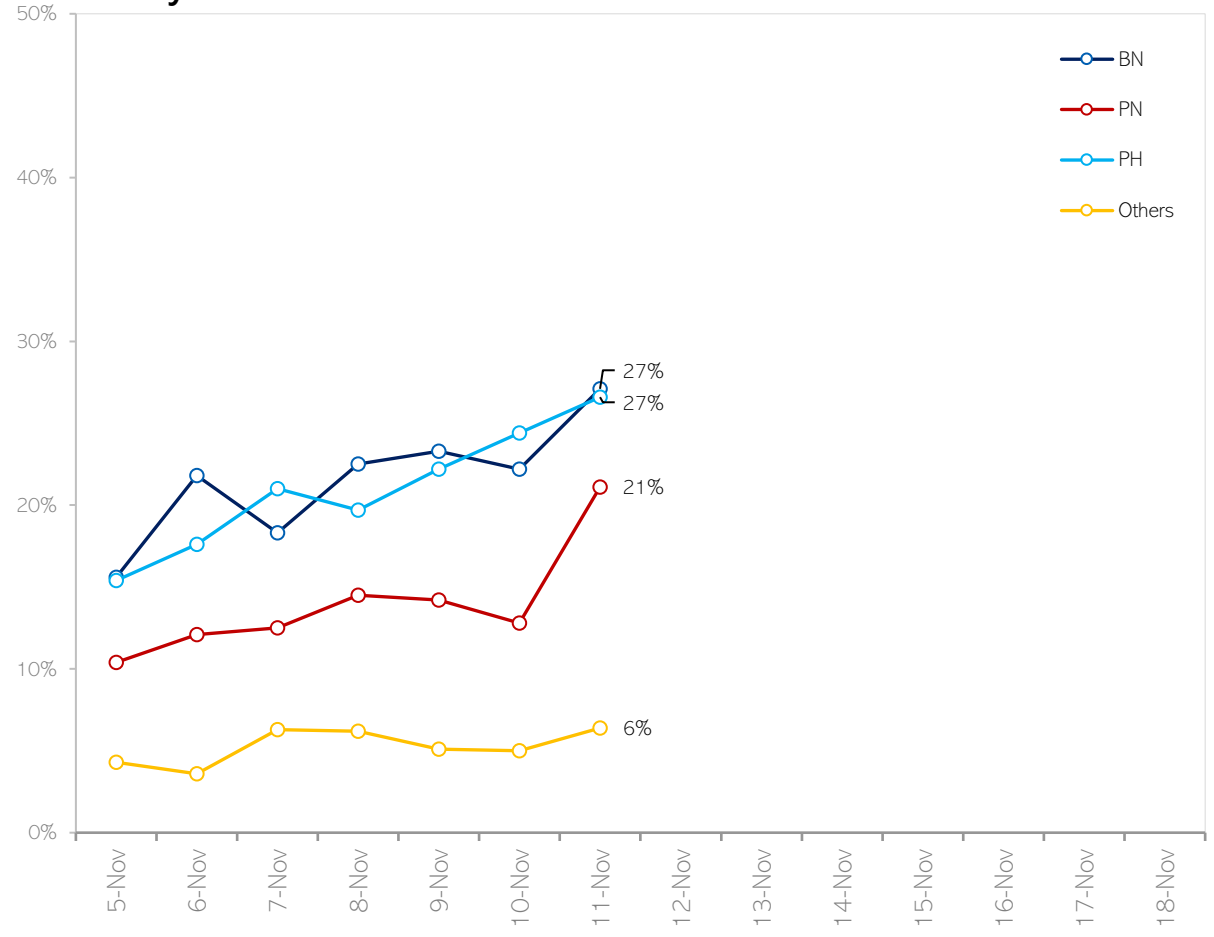
Campaign Contact Activities

PRIVATE AND CONFIDENTIAL

Cumulative Contact – All Forms of Activities



Daily Contact – All Forms

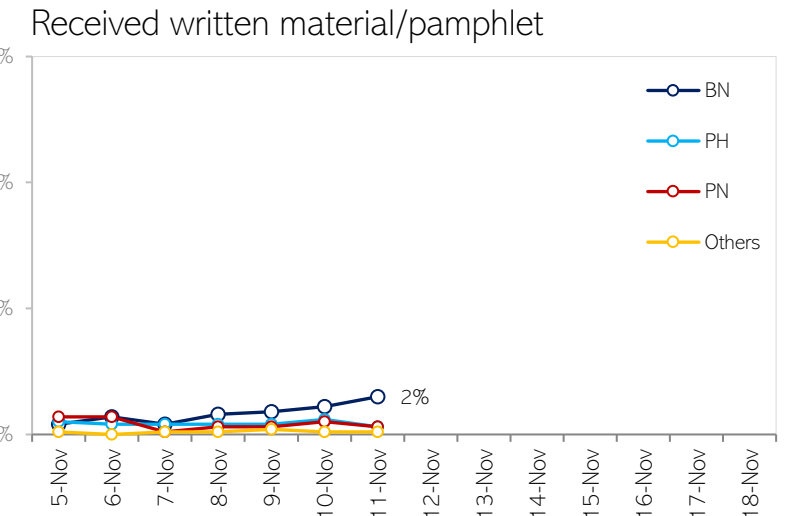
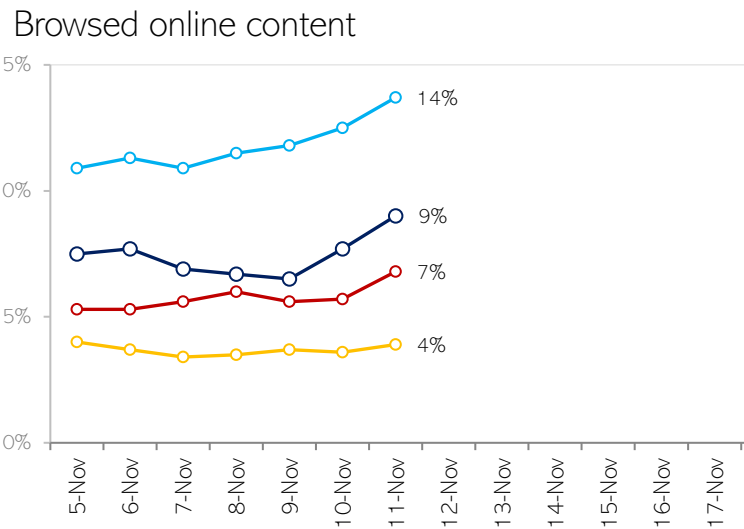
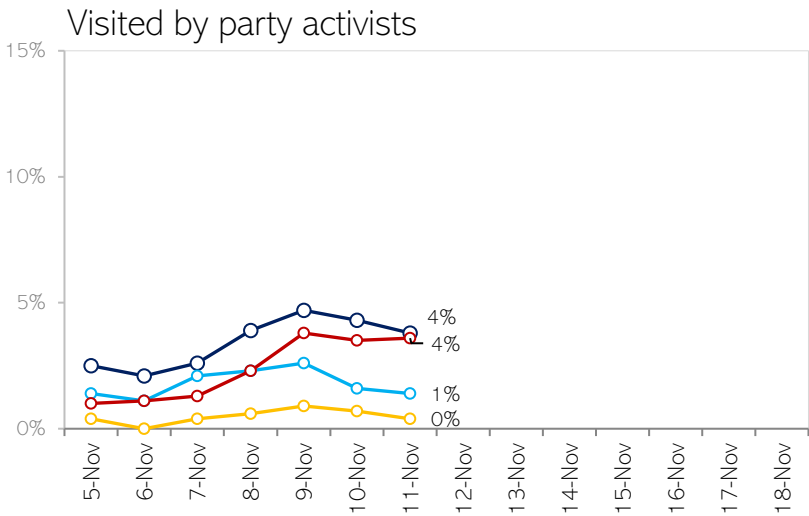
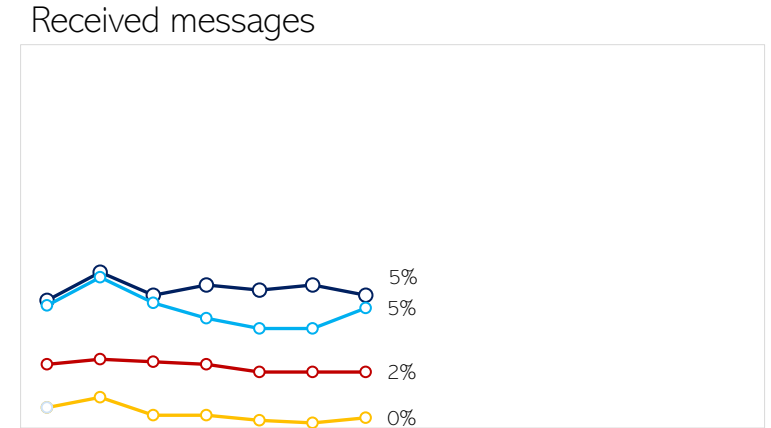
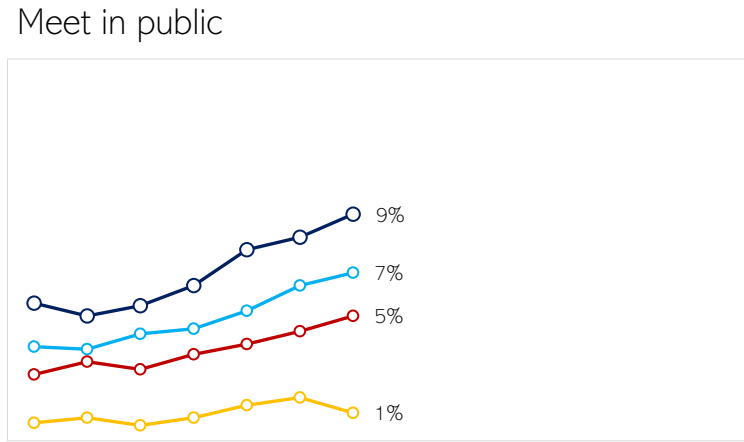
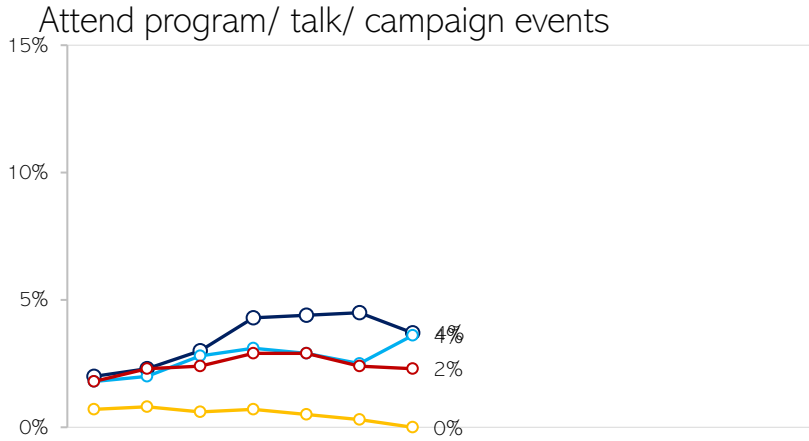


Q: After dissolution of Parliament, have you even been interacted/communicated or attending the campaign activity hold by the following parties:

Campaign Contact Activities

[Moving Average, Overall]

PRIVATE AND CONFIDENTIAL



Q: After dissolution of Parliament, have you even been interacted/communicated or attending the campaign activity hold by the following parties: